




1



2



3



4



5



6




You will need:

Doughnut template, pencil,  
cardboard, scissors, tape,  
strips of fabric

## pom-pom flower

1. Cut out the paper template, draw around it to make two doughnut rings out of cardboard, such as a cereal box. Cut these out.
2. Lay a piece of fabric on top of one of the doughnuts, so the ends stick out at the slit. Put the other doughnut on top so that the slits line up.
3. Get the end of a long strip of fabric and tie it around the doughnut.
4. Keep wrapping fabric around the doughnut. You can tie more fabric to the end of your strip if you run out.
5. Once you can't possibly fit any more fabric through the little hole inside the doughnut secure the end of the fabric strip.
6. Use scissors to cut around the pom-pom. You might need an adult to help you. Slide the scissors between the two cardboard doughnuts and begin cutting the fabric. Work all the way around the doughnut. Be careful to hold it tight. Use the piece of fabric between the doughnuts to secure the pom-pom. Pull it REALLY tight and tie it in a knot. Remove your cardboard doughnuts – slide them out of the pom-pom.





# The SHETLAND OPEN 2018

BAIRNS'



A YEAR OF YOUNG PEOPLE **TAKEOVER...**

For this year only the Shetland Open is becoming a **BAIRNS OPEN**, as part of The Big Takeover weekend. We're calling it **BLOOMING YOUTH** and it's going to take over the Flower Park in Lerwick on 15/16 September, as well as Instagram. You have until **1st September** to submit your entry so now's the time to get creative!

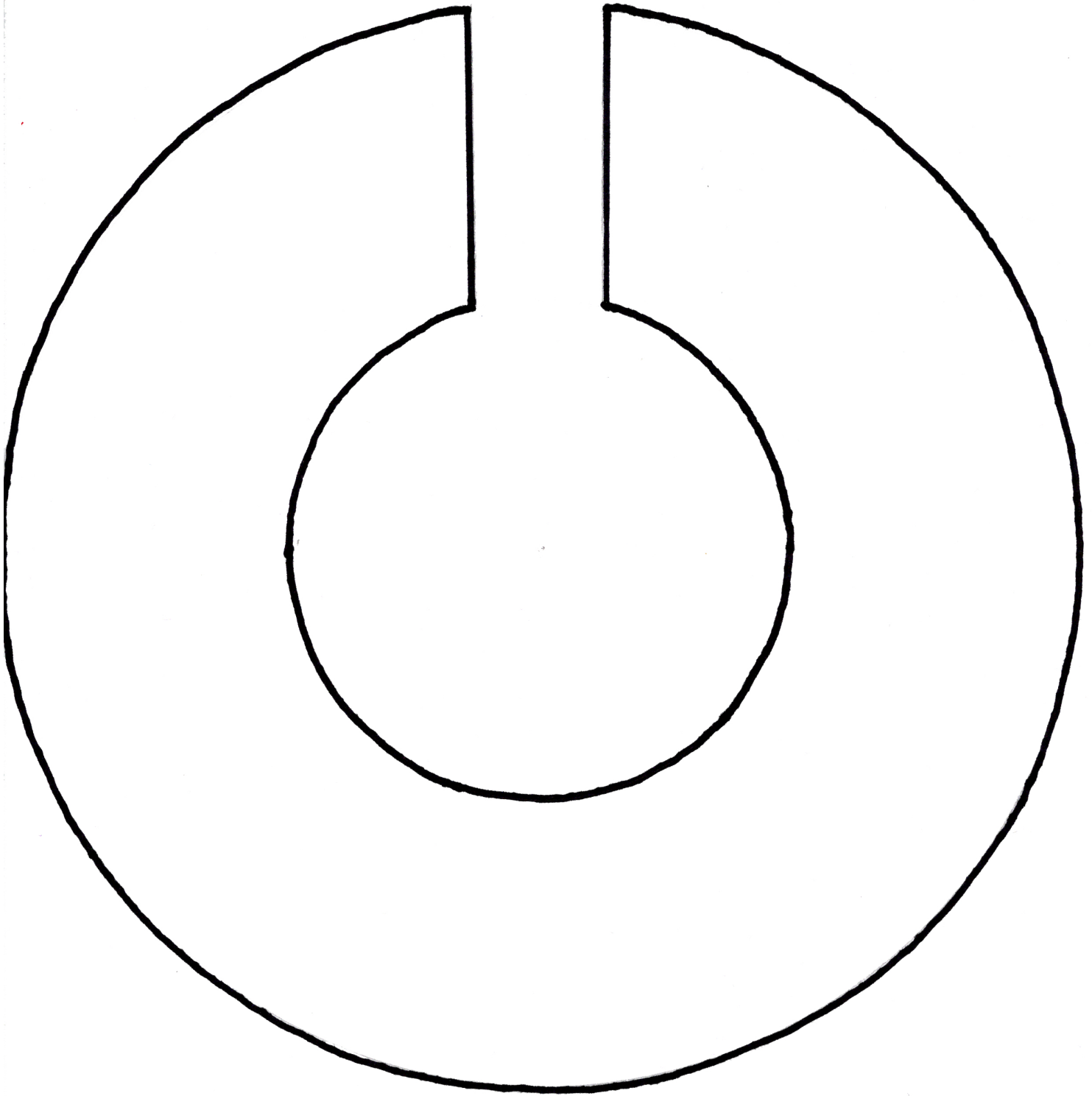
There are 2 themes:

1. The **WILD GARDEN**
2. The **BRAIN**

1. Artist co-lab **Kristi & Maya** are going to turn the Flower Park into a **WILD GARDEN** filled with your giant fabric bugs, whacky flowers, mushrooms, spiders, crazy insects and more. You can upcycle your old clothes or use scraps of fabric to make the wildest things you can imagine. We have templates here to help, or you can just invent your own. So get making at home over the summer holidays and be sure to submit your entry to **Mareel** by **September 1st**.

2. **Kristi & Maya** are also going to turn the Tennis Court into a **BRAIN**, asking: 'What's going on in there?' Show us your thoughts, ideas, hopes and fears in the form of an artwork that will go inside the tennis-court-brain. Work can be in any medium but bear in mind that the exhibition will be outdoors, so think about how it might survive in different weather conditions. You could build a sculpture, paint a picture, write and record a song, make a film or anything else you can think of... there's no size restriction as long as it can fold up into a car! Just bring your submission to **Mareel** by **September 1st**. The brain will grow in the Tennis Court over the Big Takeover weekend.

**INSTAGRAM**: in addition to all this, we're inviting all you older bairns to post your images on the theme of **BLOOMING YOUTH** and we'll create an exhibition of all your entries...tag us **@shetland\_arts** **#YOYP2018** **#bloomingyouth**



pom-pom flower template