



1




2




3



4



5



6



## folded-petals flower

You will need:

Circle template, fabric, scissors, pen or pencil, PVA Glue, a hot glue gun or needle and thread, paperclips

1. Cut out the circle template. Place this on some fabric and draw around it to create your basic flower pattern. You'll need 20-30 circles to create a good flower. To make fun edges for your flowers fold a fabric circle in half.
2. ...then in half again
3. ...and again
4. ...and again – use scissors to cut interesting shapes across the end.
5. Unfold it to see how it looks. You can make every fabric circle different if you want.
6. Find combinations of colours and shapes you like. Fold the petals up again, and glue or sew them all together to create a big bunch. You can use paperclips to secure petals while they dry. Set it on a flat surface and fluff out the petals.





# The SHETLAND OPEN 2018

BAIRNS'



A YEAR OF YOUNG PEOPLE **TAKEOVER...**

For this year only the Shetland Open is becoming a **BAIRNS OPEN**, as part of The Big Takeover weekend. We're calling it **BLOOMING YOUTH** and it's going to take over the Flower Park in Lerwick on 15/16 September, as well as Instagram. You have until **1st September** to submit your entry so now's the time to get creative!


There are 2 themes:

1. The **WILD GARDEN**
2. The **BRAIN**

1. Artist co-lab **Kristi & Maya** are going to turn the Flower Park into a **WILD GARDEN** filled with your giant fabric bugs, whacky flowers, mushrooms, spiders, crazy insects and more. You can upcycle your old clothes or use scraps of fabric to make the wildest things you can imagine. We have templates here to help, or you can just invent your own. So get making at home over the summer holidays and be sure to submit your entry to **Mareel** by **September 1st**.

2. **Kristi & Maya** are also going to turn the Tennis Court into a **BRAIN**, asking: 'What's going on in there?' Show us your thoughts, ideas, hopes and fears in the form of an artwork that will go inside the tennis-court-brain. Work can be in any medium but bear in mind that the exhibition will be outdoors, so think about how it might survive in different weather conditions. You could build a sculpture, paint a picture, write and record a song, make a film or anything else you can think of... there's no size restriction as long as it can fold up into a car! Just bring your submission to **Mareel** by **September 1st**. The brain will grow in the Tennis Court over the Big Takeover weekend.

**INSTAGRAM**: in addition to all this, we're inviting all you older bairns to post your images on the theme of **BLOOMING YOUTH** and we'll create an exhibition of all your entries...tag us **@shetland\_arts** **#YOYP2018** **#bloomingyouth**



folded-petals flower template